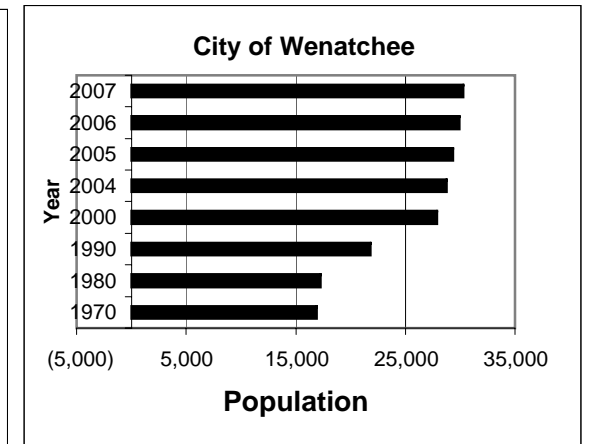
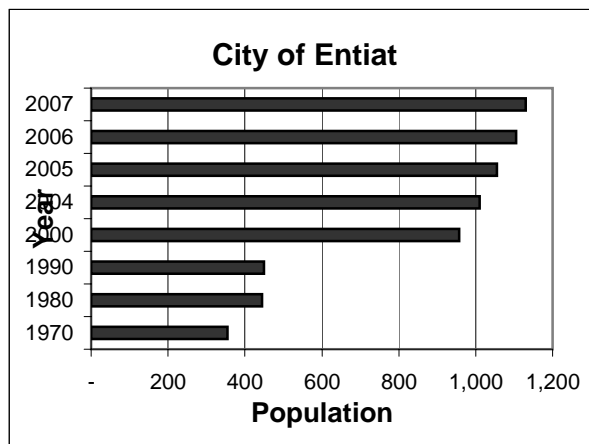
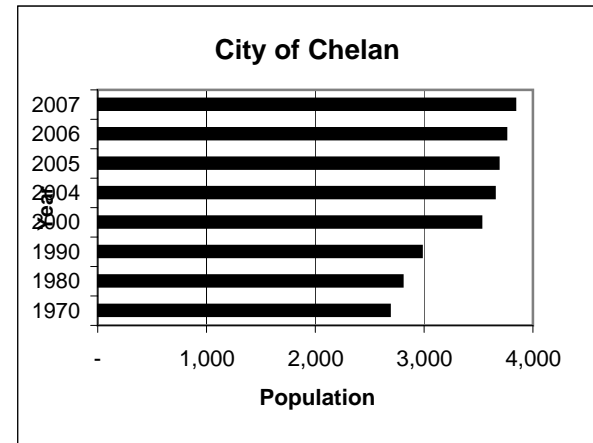
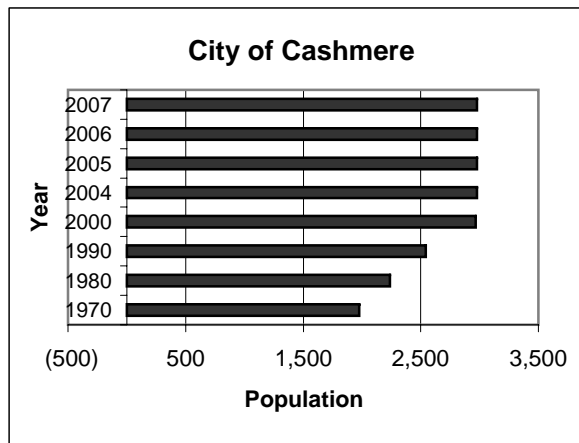
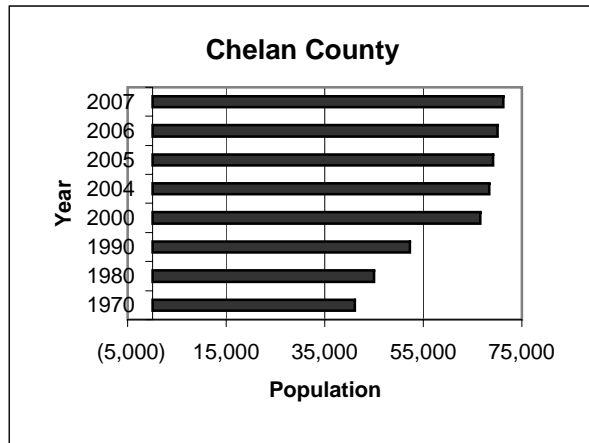




## CHELAN COUNTY POPULATION 1970 - 2007

		1970	1980	1990	2000	2004	2005	2006	2007
<b>COUNTY OF CHELAN</b>	<b>(Total)</b>	<b>41,103</b>	<b>45,061</b>	<b>52,250</b>	<b>66,616</b>	<b>68,400</b>	<b>69,200</b>	<b>70,100</b>	<b>71,200</b>
City of Cashmere		1,976	2,240	2,544	2,965	2,980	2,980	2,980	2,980
City of Chelan		2,684	2,802	2,976	3,526	3,645	3,680	3,755	3,835
City of Entiat		355	445	449	957	1,010	1,055	1,105	1,130
City of Leavenworth		1,322	1,526	1,692	2,074	2,165	2,180	2,195	2,225
City of Wenatchee		16,912	17,257	21,829	27,856	28,760	29,320	29,920	30,270
County Unincorporated		17,696	20,791	22,760	29,510	29,840	29,985	30,145	30,760
<b>% Change-County Population</b>		<b>0.87%</b>	<b>8.78%</b>	<b>13.76%</b>	<b>21.57%</b>	<b>2.61%</b>	<b>1.16%</b>	<b>1.28%</b>	<b>1.54%</b>



2006-2007 Estimates of WA State Office of Financial Management